

Odprtokodni grafični programi

Za operacijske sisteme:

- Linux
- Windows
- Mac OS X



GIMP
rasterska obdelava in manipulacija slik



Inkscape
vektorska grafika in risanje



Scribus
namizno založništvo

The GIMP

File Xtns Help

Paintbrush

Opacity: 100

Mode: Normal

Brush: Circle (11)

Pressure sensitivity

Fade out

Incremental

Use color from gradient

Gradient: Revers

Length: 100 px

Repeat: Triangular wave

*s2.png-3.0 (RGB, 1 layer) 500x375

File Edit Select View Image Layer Tools Dialogs Filters Script-Fu

GIMP
rasterska obdelava in manipulacija slik

Omogoča vse osnovne funkcije, ki jih pričakujemo od orodja za obdelovanje slik.

Primerjava z Adobe Photoshop CS2:

- Ne podpira CMYK barvnega načina
- Ne omogoča Duotone barvnega načina

px 100% Background (4.46 MB) Cancel

Layers, Channels, Paths,

s2.png-3 Auto

Layers

Mode: Normal

Opacity: 100.0

Background

Brushes

Circle (11) (11 x 11)

Spacing: 20.0

Exciled Angel

The GIMP

File Xtns Help

Rect Select

Mode: Rect Free Circle Polygon

Antialiasing

Feather edges

Auto shrink selection

Free select

Width: 114

Height: 122

cankarjev dom 007.jpg-4.0 (RGB, 1 layer) 2000x1321

File Edit Select View Image Layer Tools Dialogs Filters Script-Fu

500 750 1000 1250 1500

px 50% Background (20.3 MB)

Layers, Channels, Paths,

cankarjev dom 007.jpg-4 Auto

Background

100.0

11)

20.0

Exciled Angel

The GIMP

File Xtns Help

Curves

Histogram Scale

Linear
 Logarithmic

Sample average

Radius:

cankarjev dom 007.jpg-4.0 (RGB, 1 layer) 2000x1321

File Edit Select View Image Layer **Tools** Dialogs Filters Script-Fu

- Toolbox
- Default Colors D
- Swap Colors X
- Selection Tools
- Paint Tools
- Transform Tools
- Color Tools**
 - Color Balance...
 - Hue-Saturation...
 - Colorize...
 - Brightness-Contrast...
 - Threshold...
 - Levels...
 - Curves...**
 - Posterize...
- Paths B
- Color Picker O
- Magnify
- Measure
- Text T

px 50% Background (20.3 MB)

Layers, Channels, Paths,

cankarjev dom 007.jpg-4 Auto

Background

100.0

11)

20.0

Exciled Angel

The GIMP

File Xtns Help

cankarjev dom 007.jpg-4.0 (RGB, 1 layer) 2000x1321

File Edit Select View Image Layer Tools Dialogs Filters Script-Fu

500 750 1000 1250 1500

Layers, Channels, Paths,

cankarjev dom 007.jpg-4 Auto

Background

100.0

11)

20.0

Cancel

Curves

Adjust Color Curves

Background-10 (cankarjev dom 007.jpg)

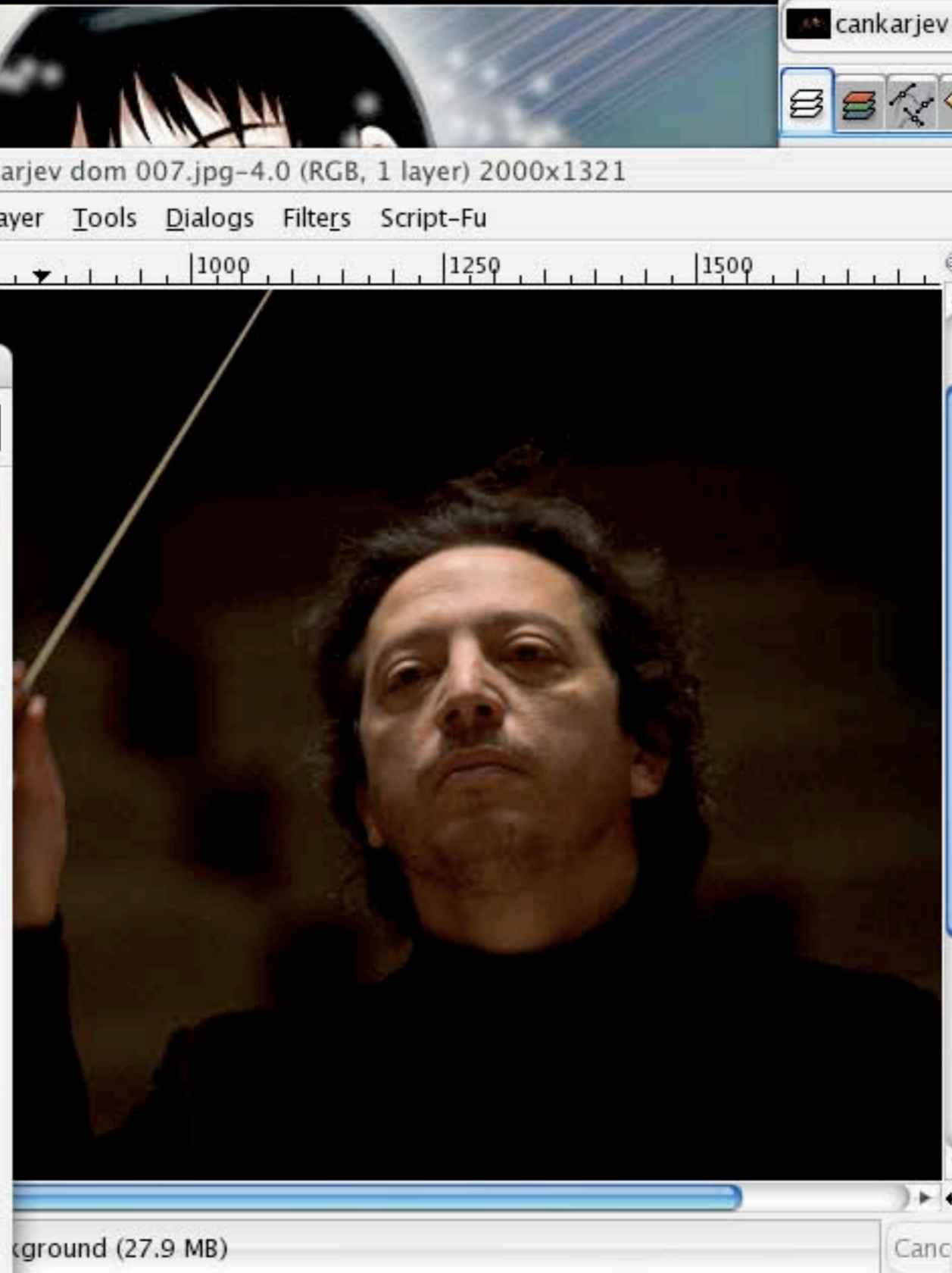
Channel: Red Reset channel

All Channels Curve Type

Open Save

Preview

Help Reset Cancel OK



Excited Angel

www.inkscape.org





Inkscape

vektorska grafika in risanje

Ima vse osnovne funkcije za delo in ustvarjanje vektorske grafike:


avtomatska vektorizacija:




Primerjava z Adobe Illustrator CS2:

- Clipping mask
- Obojestranska poravnava besedila
- Izvoz v PDF 1.4 (transparenca)
- Animacija


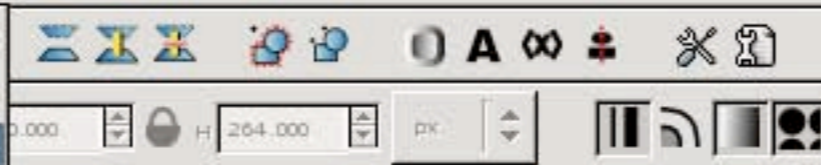
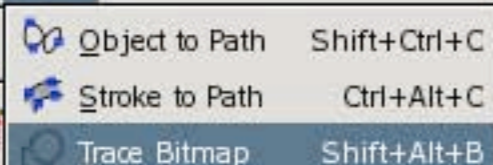
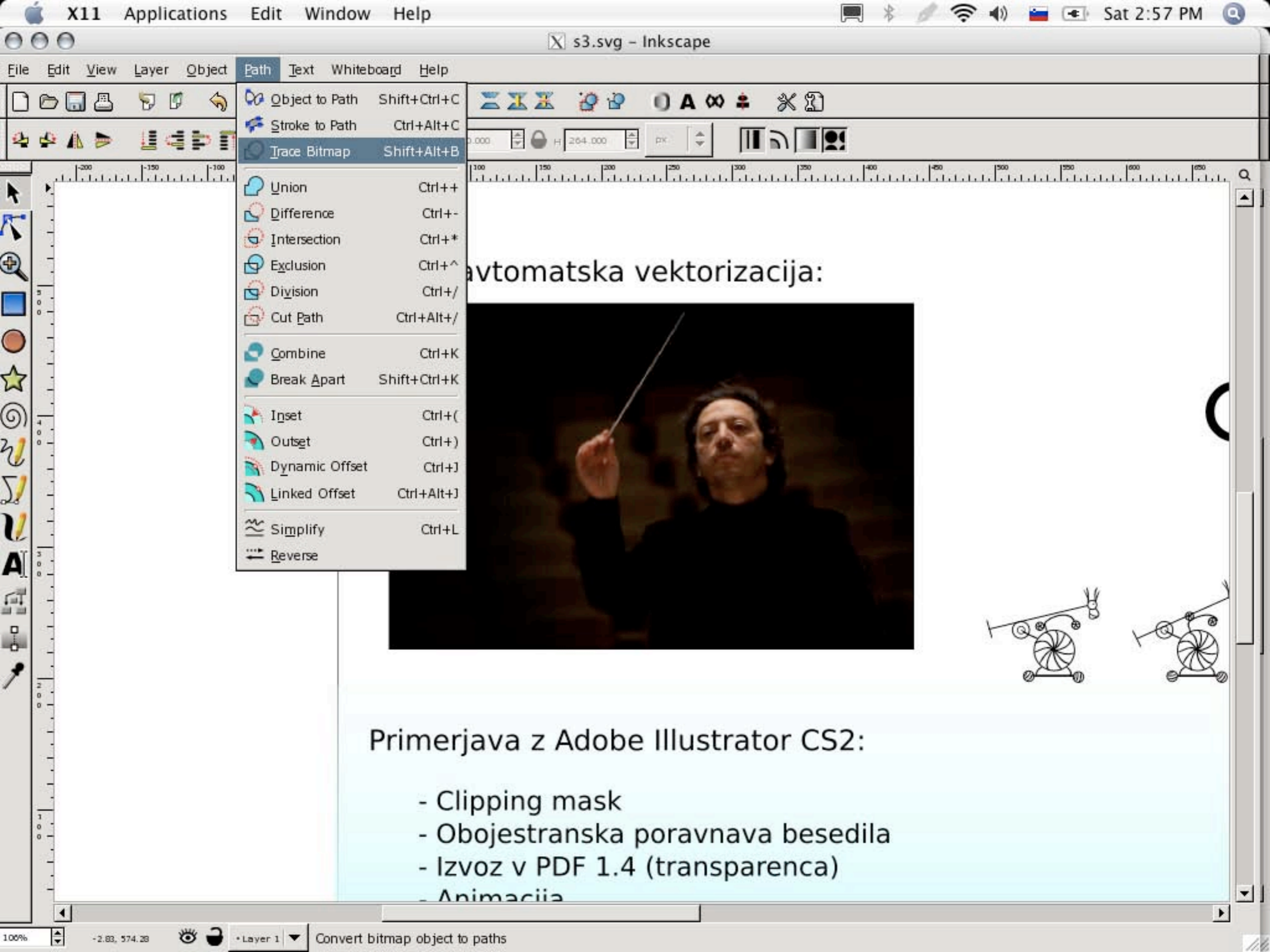


avtomatska vektorizacija:




Primerjava z Adobe Illustrator CS2:

- Clipping mask
- Obojestranska poravnava besedila
- Izvoz v PDF 1.4 (transparenca)
- Animacija



Primerjava z Adobe Illustrator CS2:

- Clipping mask
- Obojestranska poravnava besedila
- Izvoz v PDF 1.4 (transparenca)
- Animacija



Trace Bitmap (Shift+Alt+B)


Potrace

Image Brightness
 Brightness Threshold: 0.450

Edge Detection
 Optimal Edge Detection (Canny) Threshold: 0.650

Quantization / Reduction
 Color Quantization Colors: 8.00

Multiple Scanning
 Brightness Scans: 8.00
 Color
 Monochrome Smooth Stack


Preview
 Preview

Invert

Credits
 Thanks to Peter Selinger, <http://potrace.sourceforge.net>

Stop OK



avtomatska vektorizacija:



Prejeto z Adobe Illustrator CS2:

- Clipping mask
- Obojestranska poravnava besedila
- Izvoz v PDF 1.4 (transparenca)
- Animacija

avtomatska vektorizacija:




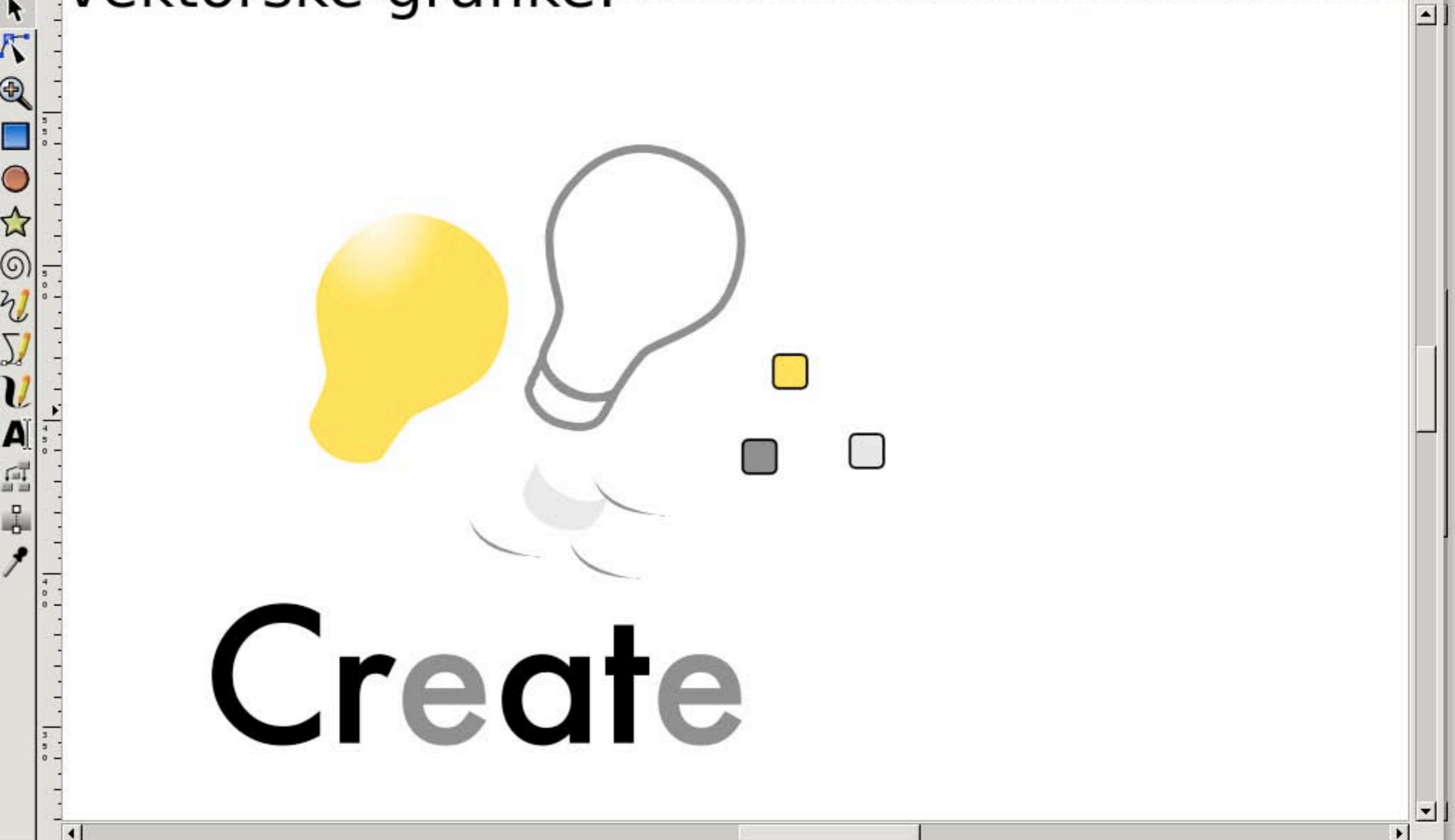

Illustrator CS2:

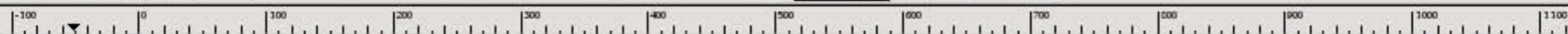
- Obojestranska poravnava besedila
- Izvoz v PDF 1.4 (transparenca)
- Animacija



x: 001.251 y: 379.326 w: 172.276 h: 129.057 px



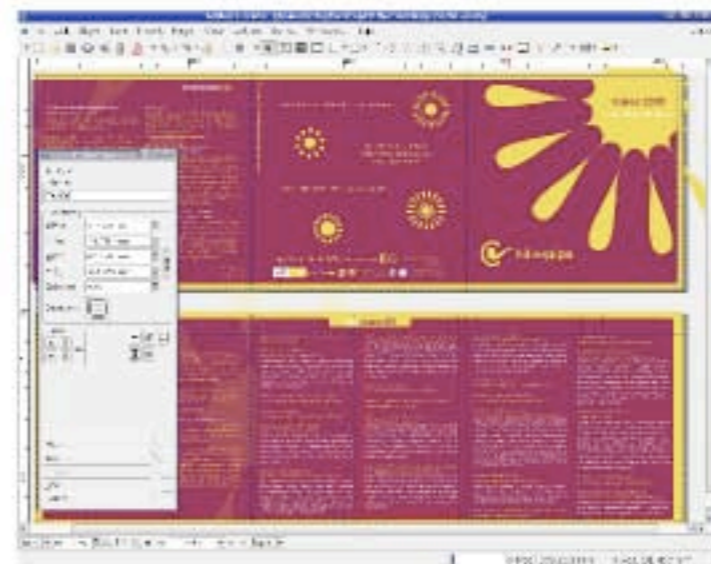




Scribus namizno založništvo


www.scribus.net

Ima osnovne funkcije za postavljanje publikacij in predpripravo za tisk.



Primerjava z Adobe Indesign CS2:

- Urejevalnik besedilnih slogov
- Podpora Duotone slikam
- Boljši uvoz SVG in EPS datotek



Conference media site:
<http://ooocon.kiberpipa.org/>

If you have a blog and would like to be included in the conference Planet send us an e-mail at:
ooocon@kiberpipa.org

Brief history of OpenOffice.org

Date	Description
1999	Sun purchases StarOffice from StarDivision
August 1999	StarOffice is made available free of charge
July 2000	First announcement of opening the source.
October 2001	First milestone release
May 2002	Version 1.0 released
September 2003	Version 1.1 released
September 2005	Version 1.1.5 released
Real soon now	Version 2.0 will be released

Editorial

You are reading the first issue of OpenNewspaper, the official Newspaper of OpenOffice.org Conference 2005. It is a part of full media coverage, which will include live video streaming of selected talks, downloadable videos of all events, audiocasting, blog planet and photo gallery. OpenNewspaper will include some interviews with organizers and developers, daily schedule and some useful informations, to help you get through your day in Koper.

Our whole infrastructure consists only from open source tools, among which the most important are Cinelerra video editor, Scribus DTP and naturally OpenOffice.org. Server side tools are Apache, Planet, IceCast2 and NanoBlogger. All multimedia content will be encoded using the ogg (theora and vorbis) open codecs, and can be played on any platform using VideoLAN client.

If you have any questions, suggestions, complaints or just wish to help, feel free to contact us at ooocon@kiberpipa.org or tap us on the shoulder.

Happy Open Conferencing!




Photo of the day: Media Team / 04:00 a.m.

OpenNewspaper

OpenInterview

Louis Suarez-Potts

community manager at openoffice.org. His job description includes many things but it usually comes down to helping developers and contributors get along better and helping devise strategies for the future.

Q: How good is coordination and cooperation between community and big companies?

A: Sun is our biggest sponsor and coordination with it is very good. There are maybe 1000 contributors, which have signed the paperwork indicating that they wish to contribute all their work on the project to OpenOffice.org. Then there are maybe many times this number of people, not officially involved, but are still working on OpenOffice.org on various levels. Coordinating this is very difficult, but fortunately we don't really have to do it - it is self-acting.

Cooperation between Sun developers and non-Sun developers is very good because everyone makes strong effort. We can always improve communication, so this is one reason why we are here, to make sure that intelligence and knowledge that Sun developers have is not lost, but rather shared equally with all the developers.

Q: There were complaints that among the developers there are almost no volunteers, just people from Novell, Sun and other companies?

A: This is true and also not true. It is true if you look at the actual coding done: Sun has ~90 developers, Novell has ~30, and half a dozen from Red Hat and other companies and compare this to people who are

" The challenges go beyond technological "

independent. Limiting this to the core product (top five components), the number of other people is going smaller, but still at double digits.

But, if you extend it, so it is not just core product but also localizations and other teams that are mainly independent - the numbers start in thousands.

Q: What will be the challenges for OpenOffice.org 2.0?

A: The challenges go beyond technological, meaning that we have to work better with every other office suite out there, including Microsoft, and also political, meaning that we have to overcome the resistance that people have, not just to open-source but also to some product like OpenOffice.org which may not have all the apparatus of a large company, the way Microsoft has.

History of last year has shown us that we can

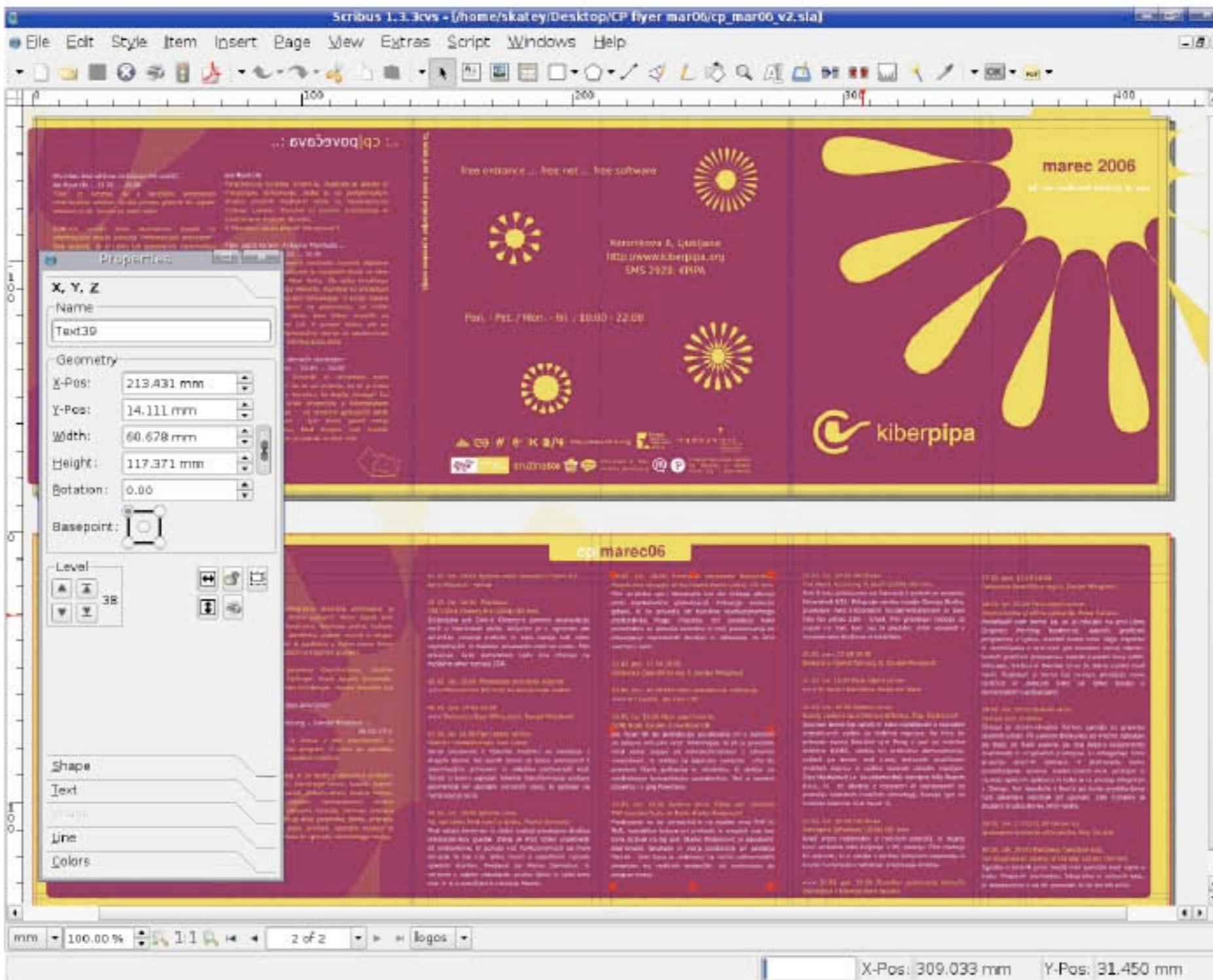


overcome similar challenges in various parts of the world.

Q: Do you expect initiatives, like Massachusetts government, which is switching to OpenDocument format and some initiatives in European Union, to survive the pressure of lobbying groups?

A: Yes, I do. Perhaps not all of them of course, because sometimes the choice to use OpenOffice.org can be seen as a game of poker, where you call a bluff and then Microsoft comes in with a much lower bid. But I think many of them will survive, because the reason they are choosing to use OpenDocument, which we, StarOffice and a few others use is because it is more democratic.

Open-source has clarified the history of the last 20 years, when people were using proprietary file formats and applications since there was no other choice. It then became a battle of proprietary systems, and you had absurd situations where the army of your enemy might be using an application that your company and your country have written,



Properties

X, Y, Z

Name: Text39

Geometry

X-Pos: 213.431 mm

Y-Pos: 14.111 mm

Width: 60.678 mm

Height: 117.371 mm

Rotation: 0.00

Basepoint: [Icon]

Level

[Icons]

3B

Shape

Text

Line

Colors



New Document

Page Layout

- Single Page
- Double Sided
- 3-Fold
- 4-Fold

First Page is: []

Page Size

Size: A5
Orientation: Landscape
Width: 10.000 Height: 48.000

Margin Guides

Preset Layouts: None

Left: 0.000 mm
Right: 0.000 mm
Top: 0.000 mm
Bottom: 0.000 mm

Printer Margins...

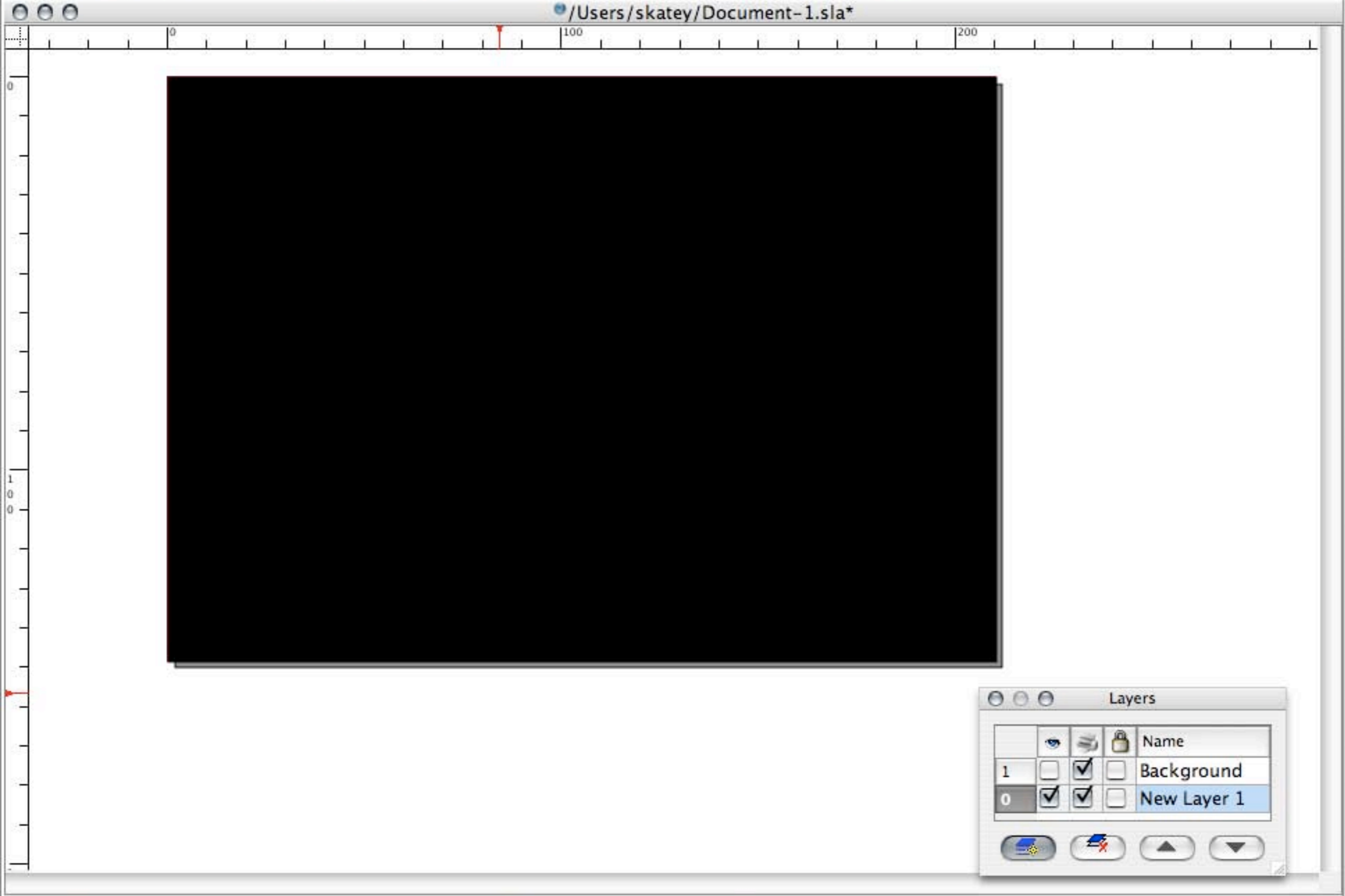
Options

Number of Pages: 1
Default Unit: Millimeters (mm)

Automatic Text Frames

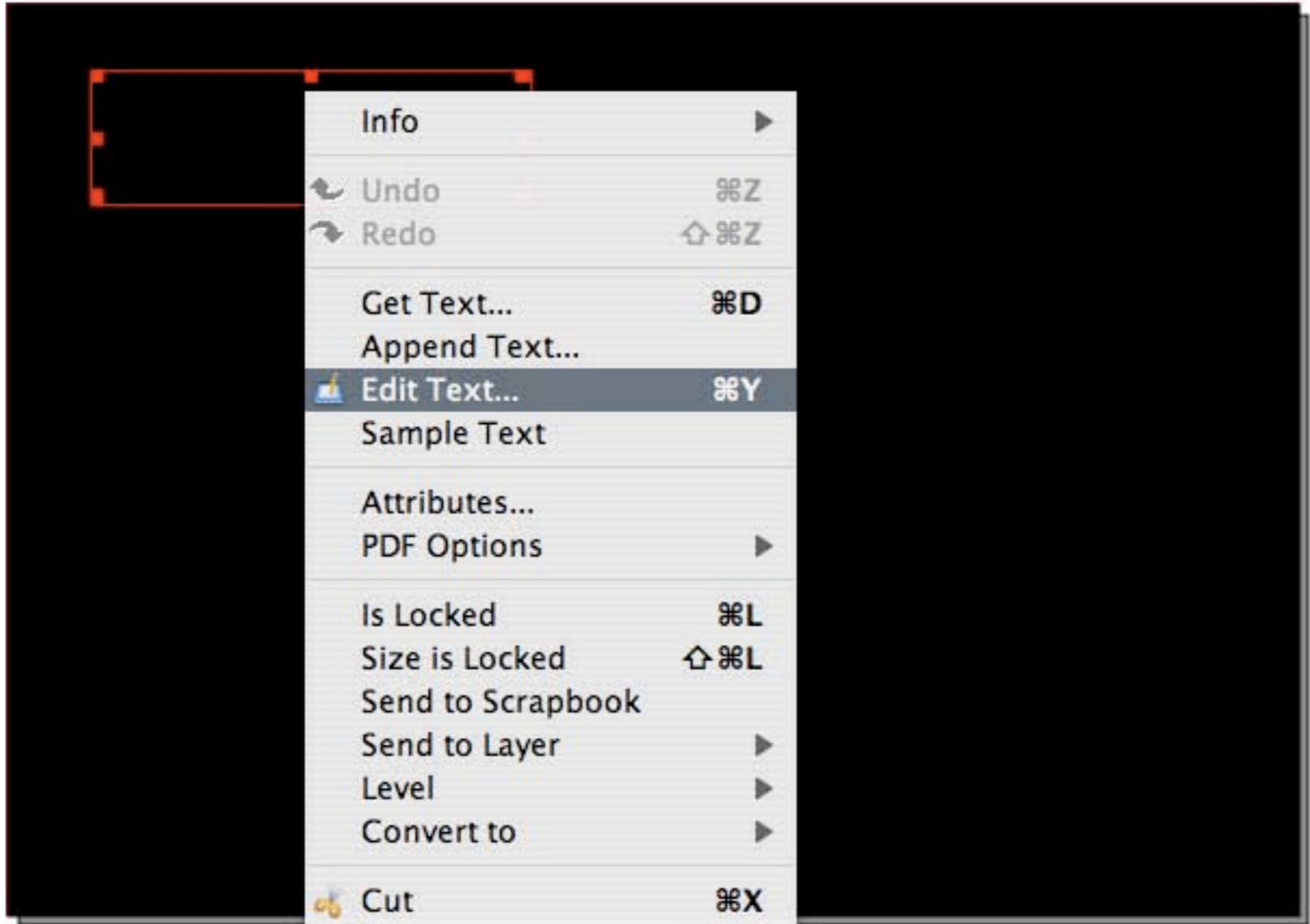
Columns: 1
Gap: 3.88 mm

OK Cancel



Layers

				Name
1	<input type="checkbox"/>	<input checked="" type="checkbox"/>	<input type="checkbox"/>	Background
0	<input checked="" type="checkbox"/>	<input checked="" type="checkbox"/>	<input type="checkbox"/>	New Layer 1

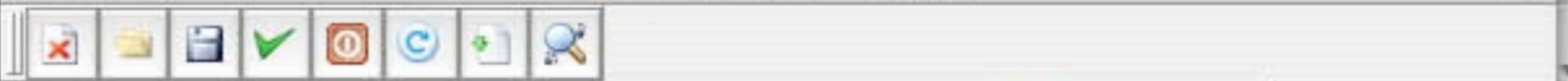
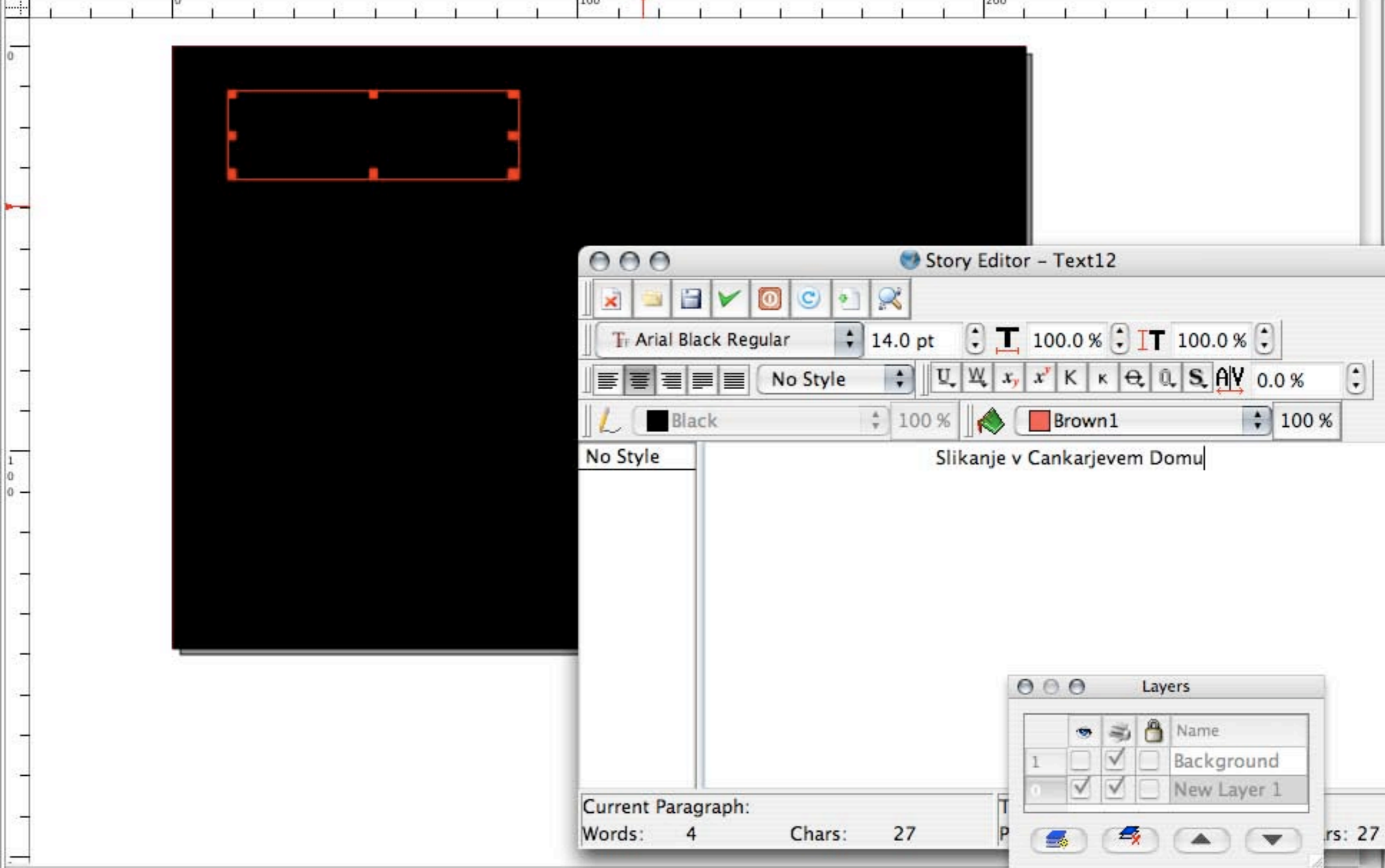


- Info
- Undo ⌘Z
- Redo ⇧⌘Z
- Get Text... ⌘D
- Append Text...
- Edit Text... ⌘Y**
- Sample Text
- Attributes...
- PDF Options
- Is Locked ⌘L
- Size is Locked ⇧⌘L
- Send to Scrapbook
- Send to Layer
- Level
- Convert to
- Cut ⌘X
- Copy ⌘C
- Delete
- Contents
- Properties F2



Layers

				Name
1	<input type="checkbox"/>	<input checked="" type="checkbox"/>	<input type="checkbox"/>	Background
0	<input checked="" type="checkbox"/>	<input checked="" type="checkbox"/>	<input type="checkbox"/>	New Layer 1



Tr Arial Black Regular 14.0 pt T 100.0 % IT 100.0 %

No Style U W x x' K k Q Q S AY 0.0 %

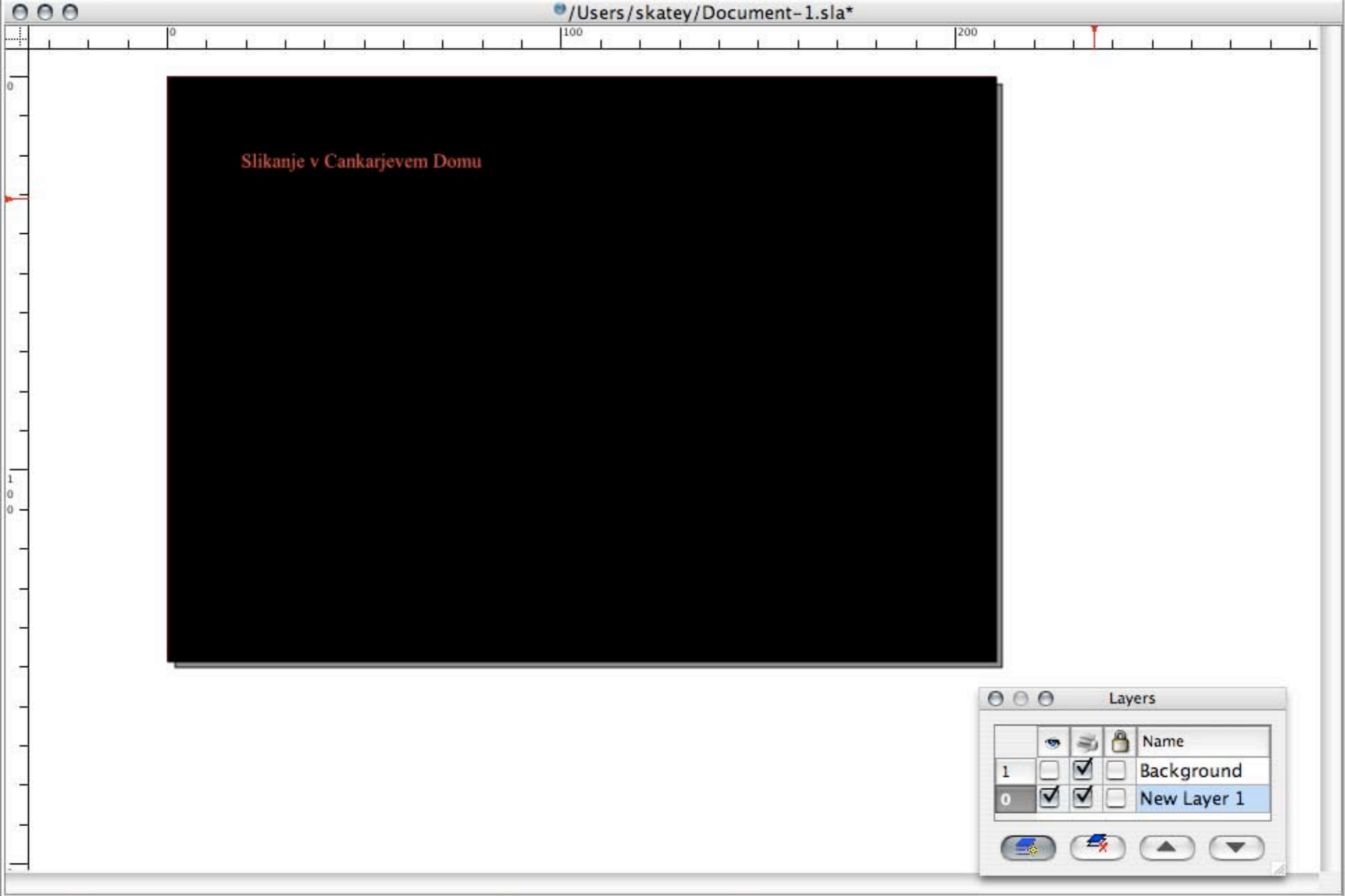
Black 100 % Brown1 100 %

No Style Slikanje v Cankarjevem Domu

Current Paragraph: Words: 4 Chars: 27

				Name
1	<input type="checkbox"/>	<input checked="" type="checkbox"/>	<input type="checkbox"/>	Background
0	<input checked="" type="checkbox"/>	<input checked="" type="checkbox"/>	<input type="checkbox"/>	New Layer 1

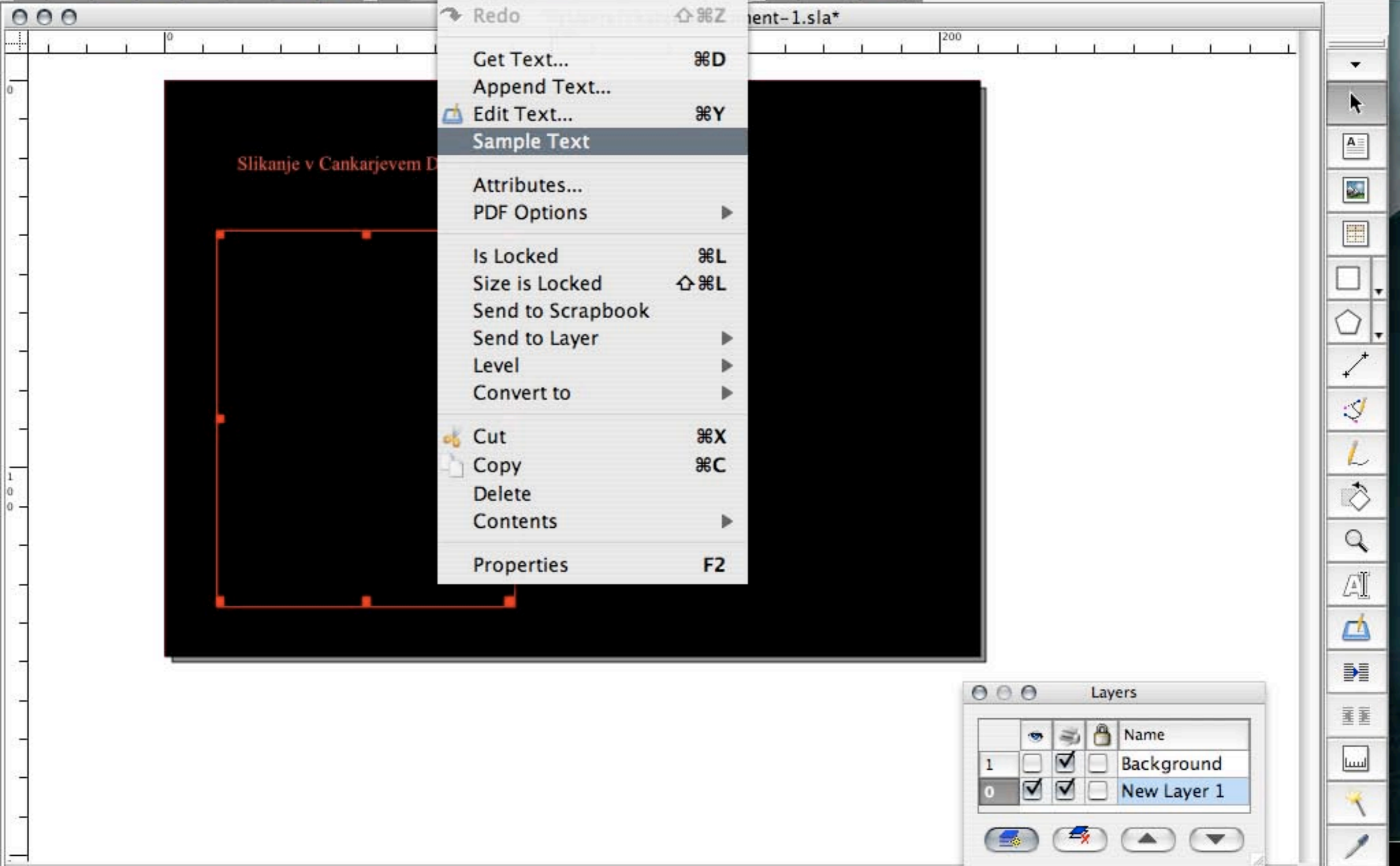




Layers

				Name
1	<input type="checkbox"/>	<input checked="" type="checkbox"/>	<input type="checkbox"/>	Background
0	<input checked="" type="checkbox"/>	<input checked="" type="checkbox"/>	<input type="checkbox"/>	New Layer 1

Document-1.sla* [OK] PDF



- Info
- Undo ⌘Z
- Redo ⌘⇧Z
- Get Text... ⌘D
- Append Text...
- Edit Text... ⌘Y
- Sample Text**
- Attributes...
- PDF Options
- Is Locked ⌘L
- Size is Locked ⌘⇧L
- Send to Scrapbook
- Send to Layer
- Level
- Convert to
- Cut ⌘X
- Copy ⌘C
- Delete
- Contents
- Properties F2

Layers

				Name
1	<input type="checkbox"/>	<input checked="" type="checkbox"/>	<input type="checkbox"/>	Background
0	<input checked="" type="checkbox"/>	<input checked="" type="checkbox"/>	<input type="checkbox"/>	New Layer 1



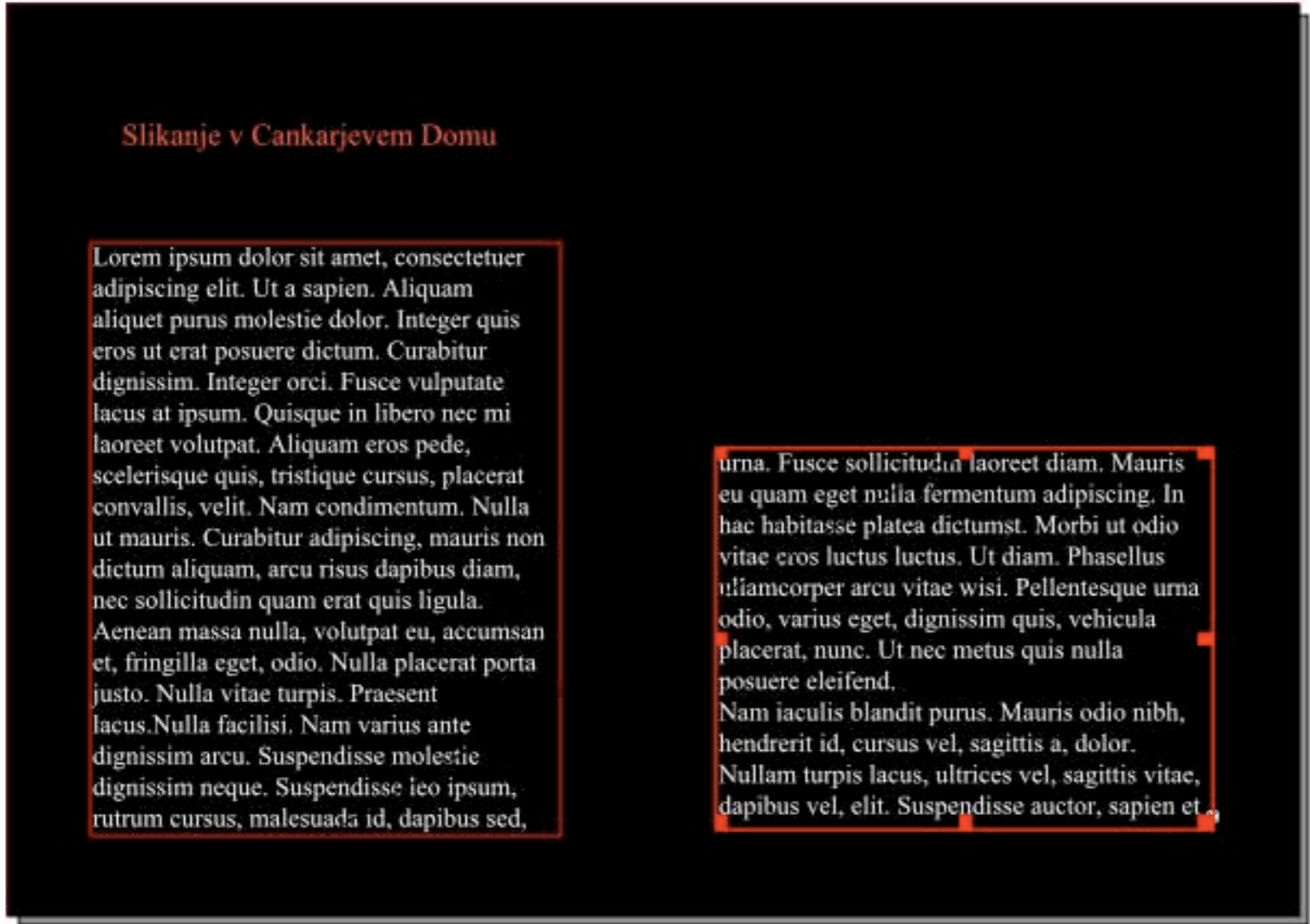
Slikanje v Cankarjevem Domu

Lorem ipsum dolor sit amet, consectetur adipiscing elit. Ut a sapien. Aliquam aliquet purus molestie dolor. Integer quis eros ut erat posuere dictum. Curabitur dignissim. Integer orci. Fusce vulputate lacus at ipsum. Quisque in libero nec mi laoreet volutpat. Aliquam eros pede, scelerisque quis, tristique cursus, placerat convallis, velit. Nam condimentum. Nulla at mauris. Curabitur adipiscing, mauris non dictum aliquam, arcu risus dapibus diam, nec sollicitudin quam erat quis ligula. Aenean massa nulla, volutpat eu, accumsan et, fringilla eget, odio. Nulla placerat porta justo. Nulla vitae turpis. Praesent lacus. Nulla facilisi. Nam varius ante dignissim arcu. Suspendisse molestie dignissim neque. Suspendisse leo ipsum, rutrum cursus, malesuada id, dapibus sed,



Layers


				Name
1	<input type="checkbox"/>	<input checked="" type="checkbox"/>	<input type="checkbox"/>	Background
0	<input checked="" type="checkbox"/>	<input checked="" type="checkbox"/>	<input type="checkbox"/>	New Layer 1



Slikanje v Cankarjevem Domu

Lorem ipsum dolor sit amet, consectetur adipiscing elit. Ut a sapien. Aliquam aliquet purus molestie dolor. Integer quis eros ut erat posuere dictum. Curabitur dignissim. Integer orci. Fusce vulputate lacus at ipsum. Quisque in libero nec mi laoreet volutpat. Aliquam eros pede, scelerisque quis, tristique cursus, placerat convallis, velit. Nam condimentum. Nulla ut mauris. Curabitur adipiscing, mauris non dictum aliquam, arcu risus dapibus diam, nec sollicitudin quam erat quis ligula. Aenean massa nulla, volutpat eu, accumsan et, fringilla eget, odio. Nulla placerat porta justo. Nulla vitae turpis. Praesent lacus. Nulla facilisi. Nam varius ante dignissim arcu. Suspendisse molestie dignissim neque. Suspendisse leo ipsum, rutrum cursus, malesuada id, dapibus sed,

urna. Fusce sollicitudin laoreet diam. Mauris eu quam eget nulla fermentum adipiscing. In hac habitasse platea dictumst. Morbi ut odio vitae eros luctus luctus. Ut diam. Phasellus niamcorper arcu vitae wisi. Pellentesque urna odio, varius eget, dignissim quis, vehicula placerat, nunc. Ut nec metus quis nulla posuere eleifend. Nam iaculis blandit purus. Mauris odio nibh, hendrerit id, cursus vel, sagittis a, dolor. Nullam turpis lacus, ultrices vel, sagittis vitae, dapibus vel, elit. Suspendisse auctor, sapien et,



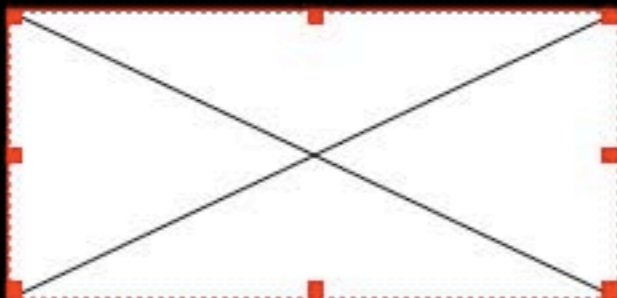
Layers

				Name
1	<input type="checkbox"/>	<input checked="" type="checkbox"/>	<input type="checkbox"/>	Background
0	<input checked="" type="checkbox"/>	<input checked="" type="checkbox"/>	<input type="checkbox"/>	New Layer 1



Slikanje v Cankarjevem Domu

Lorem ipsum dolor sit amet, consectetur adipiscing elit. Ut a sapien. Aliquam aliquet purus molestie dolor. Integer quis eros ut erat posuere dictum. Curabitur dignissim. Integer orci. Fusce vulputate lacus at ipsum. Quisque in libero nec mi laoreet volutpat. Aliquam eros pede, scelerisque quis, tristique cursus, placerat convallis, velit. Nam condimentum. Nulla ut mauris. Curabitur adipiscing, mauris non dictum aliquam, arcu risus dapibus diam, nec sollicitudin quam erat quis ligula. Aenean massa nulla, volutpat eu, accumsan et, fringilla eget, odio. Nulla placerat porta justo. Nulla vitae turpis. Praesent lacus. Nulla facilisi. Nam varius ante dignissim arcu. Suspendisse molestie dignissim neque. Suspendisse leo ipsum, rutrum cursus, malesuada id, dapibus sed,



urna. Fusce sollicitudin laoreet diam. Mauris eu quam eget nulla fermentum adipiscing. In hac habitasse platea dictumst. Morbi ut odio vitae eros luctus luctus. Ut diam. Phasellus ullamcorper arcu vitae wisi. Pellentesque urna odio, varius eget, dignissim quis, vehicula placerat, nunc. Ut nec metus quis nulla posuere eleifend. Nam iaculis blandit purus. Mauris odio nibh, hendrerit id, cursus vel, sagittis a, dolor. Nullam turpis lacus, ultrices vel, sagittis vitae, dapibus vel, elit. Suspendisse auctor, sapien et



Layers

			Name
1	<input type="checkbox"/>	<input checked="" type="checkbox"/>	Background
0	<input checked="" type="checkbox"/>	<input checked="" type="checkbox"/>	New Layer 1



Open

Look in: skatey/Desktop/odp_graf_pr/predstavitev pon/sreda_projekt/document/

- ..
- Document-3.pdf
- cankarjev dom 007.png
- cankarjev dom007.png

File name:

File type: All Supported Formats (*.gif *.GIF *.png *.PNG *.xpm *.XPM *.tif *.tiff *.TIF *.TIFF *.psc)

Open Cancel


Size: 2000 x 1321
Resolution: 300 x 300 DPI
Colorspace: RGB

Layers

				Name
1	<input type="checkbox"/>	<input checked="" type="checkbox"/>	<input type="checkbox"/>	Background
0	<input checked="" type="checkbox"/>	<input checked="" type="checkbox"/>	<input type="checkbox"/>	New Layer 1



Slikanje v Cankarjevem Domu



>Lorem ipsum dolor sit amet, consectetur adipiscing elit. Ut a sapien. Aliquam aliquet purus molestie dolor. Integer quis eros ut erat posuere dictum. Curabitur dignissim. Integer orci. Fusce vulputate lacus at ipsum. Quisque in libero nec mi laoreet volutpat. Aliquam eros pede, scelerisque quis, tristique cursus, placerat convallis, velit. Nam condimentum. Nulla ut mauris. Curabitur adipiscing, mauris non dictum aliquam, arcu risus dapibus diam, nec sollicitudin quam erat quis ligula. Aenean massa nulla, volutpat eu, accumsan et, fringilla eget, odio. Nulla placerat porta justo. Nulla vitae turpis. Praesent lacus. Nulla facilisi. Nam varius ante dignissim arcu. Suspendisse molestie dignissim neque. Suspendisse leo ipsum, rutrum cursus, malesuada id, dapibus sed,

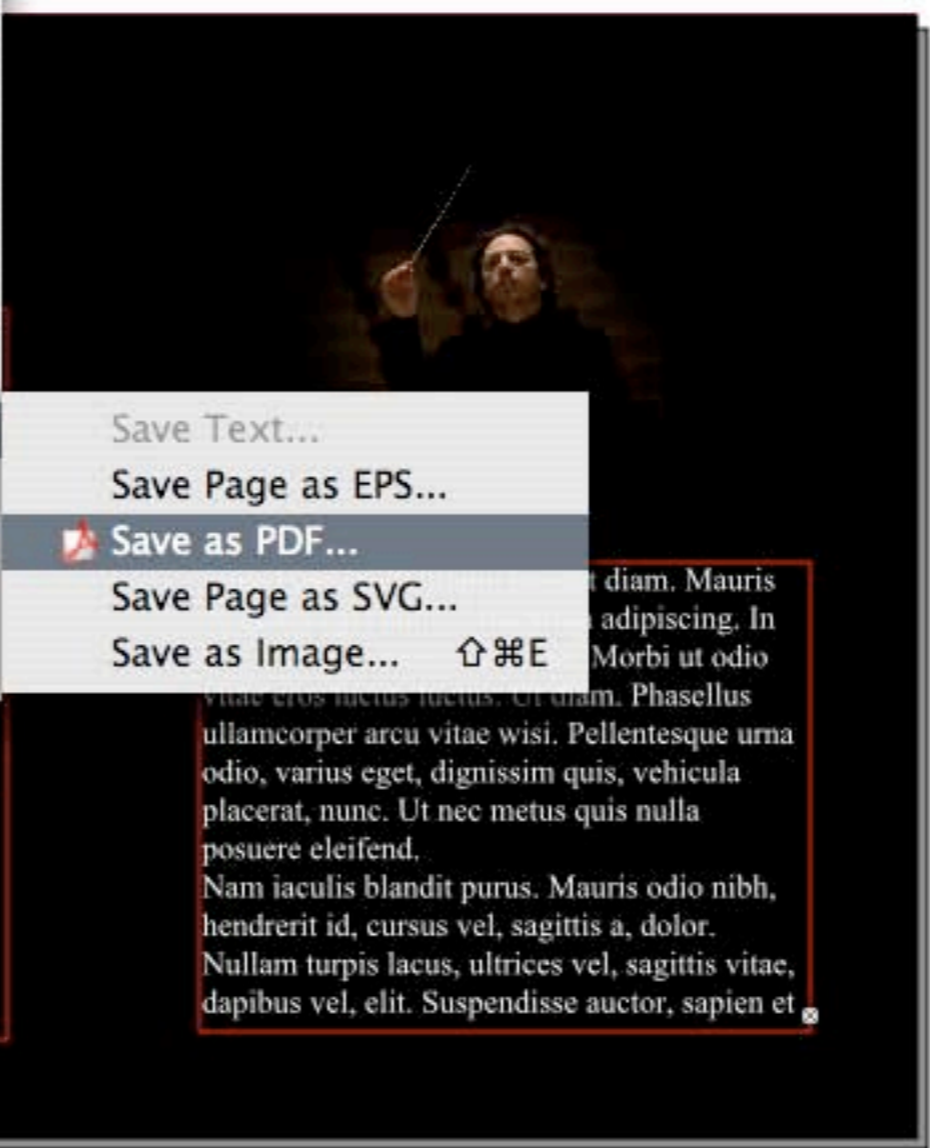
urna. Fusce sollicitudin laoreet diam. Mauris eu quam eget nulla fermentum adipiscing. In hac habitasse platea dictumst. Morbi ut odio vitae eros luctus luctus. Ut diam. Phasellus ullamcorper arcu vitae wisi. Pellentesque urna odio, varius eget, dignissim quis, vehicula placerat, nunc. Ut nec metus quis nulla posuere eleifend. Nam iaculis blandit purus. Mauris odio nibh, hendrerit id, cursus vel, sagittis a, dolor. Nullam turpis lacus, ultrices vel, sagittis vitae, dapibus vel, elit. Suspendisse auctor, sapien et



Layers

			Name
1	<input type="checkbox"/>	<input checked="" type="checkbox"/>	Background
0	<input checked="" type="checkbox"/>	<input checked="" type="checkbox"/>	New Layer 1

- New ⌘N
- New from Template... ⇧⌘N
- Open... ⌘O
- Open Recent ▶
- Close ⌘W
- Save ⌘S
- Save As... ⇧⌘S
- Save as Template... ⇧⌘S
- Revert to Saved
- Collect for Output...
- Import ▶
- Export ▶
- Document Setup...
- Print... ⌘P
- Print Preview ⇧⌘P



- Save Text...
- Save Page as EPS...
- Save as PDF...
- Save Page as SVG...
- Save as Image... ⇧⌘E





Save as PDF

Output to File: Change...

Output one file for each page

All Pages
 Choose Pages

Rotation: ↔ ↕

Clip to Page Margins

Compress Text and Vector Graphics

Image Compression Method

Compression Method:

Compression Quality:

Resample Images to:

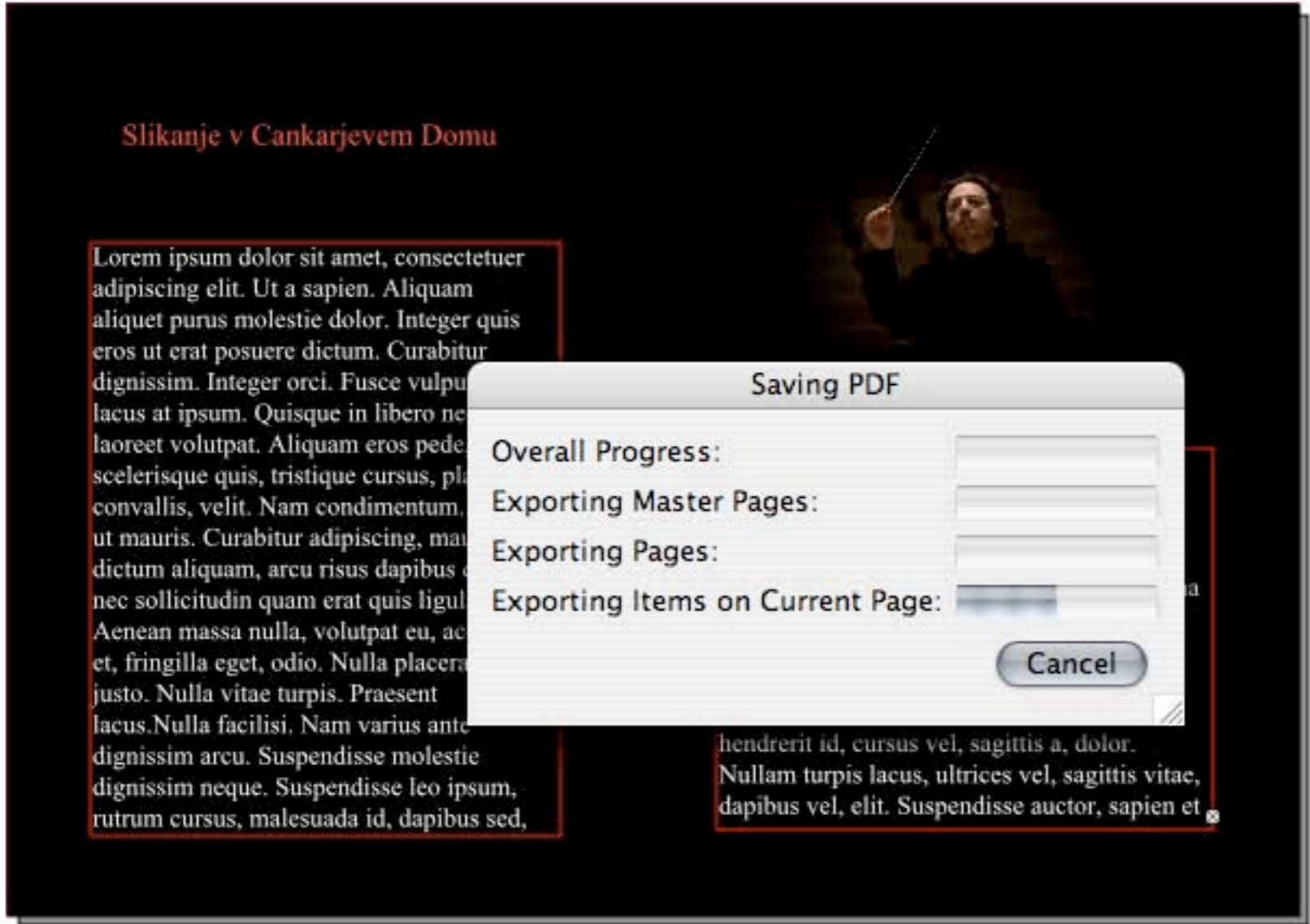
File Options
 Compatibility:
 Binding:
 Generate Thumbnails
 Save Linked Text Frames as PDF Articles
 Include Bookmarks
 Include Layers
 Resolution for EPS Graphics:

Save Cancel

Slikanje

>Lorem ipsum
 adipiscing e
 aliquet puru
 eros ut erat
 dignissim. I
 lacus at ipsu
 laoreet volu
 scelerisque
 convallis, ve
 ut mauris. C
 dictum aliqu
 nec sollicitu
 Aenean mas
 et, fringilla
 justo. Nulla
 lacus. Nulla
 dignissim ar
 dignissim ne
 rutrum cursu





Saving PDF

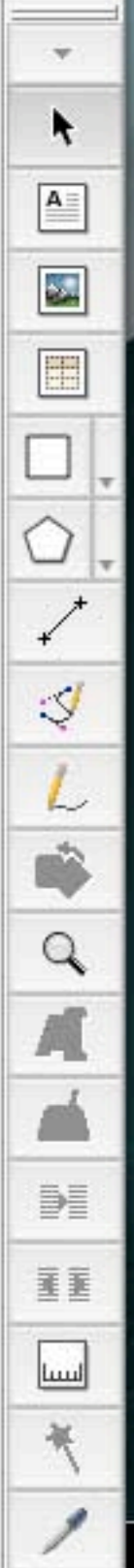
Overall Progress:

Exporting Master Pages:

Exporting Pages:

Exporting Items on Current Page:


Cancel



Slikanje v Cankarjevem Domu

Lorem ipsum dolor sit amet, consectetur adipiscing elit. Ut a sapien. Aliquam aliquet purus molestie dolor. Integer quis eros ut erat posuere dictum. Curabitur dignissim. Integer orci. Fusce vulputate lacus at ipsum. Quisque in libero nec mi laoreet volutpat. Aliquam eros pede, scelerisque quis, tristique cursus, placerat convallis, velit. Nam condimentum. Nulla ut mauris. Curabitur adipiscing, mauris non dictum aliquam, arcu risus dapibus diam, nec sollicitudin quam erat quis ligula.

Aenean massa nulla, volutpat eu, accumsan et, fringilla eget, odio. Nulla placerat porta justo. Nulla vitae turpis. Praesent lacus. Nulla facilisi. Nam varius ante dignissim arcu. Suspendisse molestie dignissim neque. Suspendisse leo ipsum, rutrum cursus, malesuada id, dapibus sed,



urna. Fusce sollicitudin laoreet diam. Mauris eu quam eget nulla fermentum adipiscing. In hac habitasse platea dictumst. Morbi ut odio vitae eros luctus luctus. Ut diam. Phasellus ullamcorper arcu vitae wisi. Pellentesque urna odio, varius eget, dignissim quis, vehicula placerat, nunc. Ut nec metus quis nulla posuere eleifend.

Nam iaculis blandit purus. Mauris odio nibh, hendrerit id, cursus vel, sagittis a, dolor. Nullam turpis lacus, ultrices vel, sagittis vitae, dapibus vel, elit. Suspendisse auctor, sapien et



Odpertokodni grafični programi

Prednosti:

- zastonj
- odprti in prosto dostopni
- zmogljivi

Slabosti:

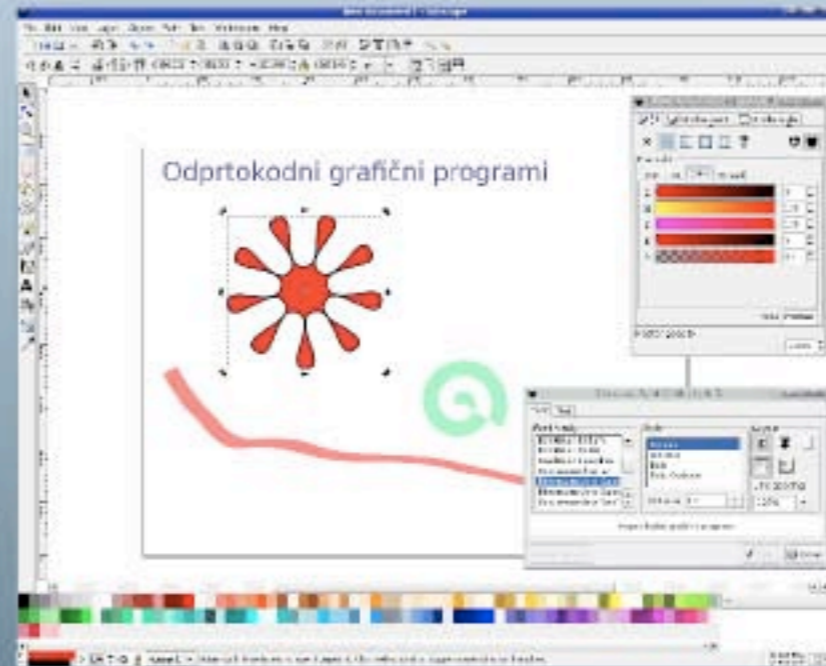
- manjkajo kakšne ključne funkcije
- počasnost
- vložek časa

Za operacijske sisteme:

- Linux
- Windows
- Mac OS X

Prihodnost?

- nove in izboljšane funkcije
- hitrejše delovanje
- boljše delovanje
- ... je svetla



www.gimp.org



www.inkscape.org



www.scribus.net

skatey@slocartoon.net

